

Media Center Collaborative Lesson

This form is required for lessons that require collaboration between the media specialist and a teacher. This form should be completed together in advance of the lesson to ensure the best possible results. The teacher should integrate the results of this form into his or her explicit lesson plan.

Teacher's Name: _____

Grade & Subject: _____

Lesson Title: _____

State Standard(s): _____

AASL Standards
for Learners
Shared Foundation(s):

<input type="checkbox"/> <u>I. INQUIRE</u> Build new knowledge by inquiring, thinking critically, identifying problems, and developing strategies for solving problems.	<input type="checkbox"/> <u>II. INCLUDE</u> Demonstrate an understanding of and commitment to inclusiveness and respect for diversity in the learning community.	<input type="checkbox"/> <u>III. COLLABORATE</u> Work effectively with others to broaden perspectives and work toward common goals.
<input type="checkbox"/> <u>IV. CURATE</u> Make meaning for oneself and others by collecting, organizing, and sharing resources of personal relevance.	<input type="checkbox"/> <u>V. EXPLORE</u> Discover and innovate in a growth mindset developed through experience and reflection.	<input type="checkbox"/> <u>VI. ENGAGE</u> Demonstrate safe, legal, and ethical creating and sharing of knowledge products independently while engaging in a community of practice and an interconnected world.

Learning Target(s): _____

Lesson Overview: _____

of Classes: _____

of Days: _____

Total Time
Needed: _____

Resources Needed: _____

Final Product: _____

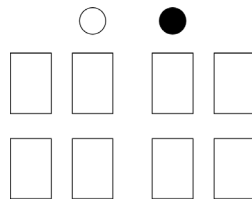
Assessment: _____

Media Center Collaborative Lesson

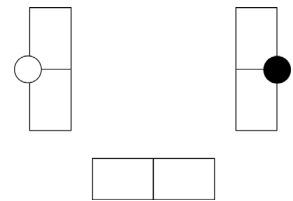
Co-teaching Approach

Check the approach that will be used to co-teach the lesson:

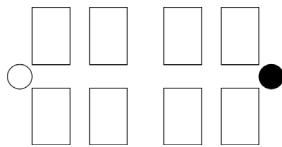
- Team Teaching
- Station Teaching
- Parallel Teaching
- Alternative Teaching
- One Teach/One Support



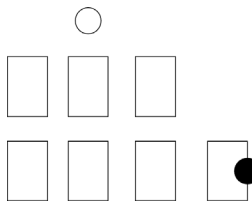
Team Teaching
both teachers share the instructional role and assume different roles during the lesson



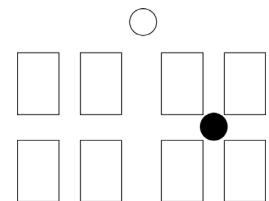
Station Teaching
each teacher works with a small group of students who rotate amongst stations to complete different tasks



Parallel Teaching
both teachers implement the same lesson with half the class



Alternative Teaching
one teacher instructs a large group while the other works with a smaller group



One Teach/One Support
one teacher leads instruction while the other provides support to students

Note. Coteaching Approaches. Adapted from *Coteaching Reading Comprehension Strategies in Secondary School Libraries* (p. 14), by J Moreillon, 2012, Chicago: American Library Association. Copyright 2012 by the American Library Association.

Guidelines for Class Visits

- Teachers must accompany classes to the media center and remain with his or her class.
- Teachers are responsible for student behavior while in the media center.

Teacher's Role	Media Specialist's Role
Lesson Planning	Lesson Planning
Class Entry and Exit	Media Center Preparation
Student Behavior Management	Selection of Resource Materials
Assisting Students	Assisting Students